

PROFORM® Performance Products



Part No. 67640

1,200 lb Wireless Go-Kart Scale System

BEFORE YOU BEGIN

Download the PROFORM Wireless Scale App before setup.

For iPhone users:




Scan the QR code or search “Proform Wireless Scale” in the Apple app store.

For Android users:




INITIAL SETUP & PAIRING (or go to the last page and scan the QR code to watch a video)

1. Open the Scale app on your device.




2. Tap the Bluetooth icon in the upper right corner.

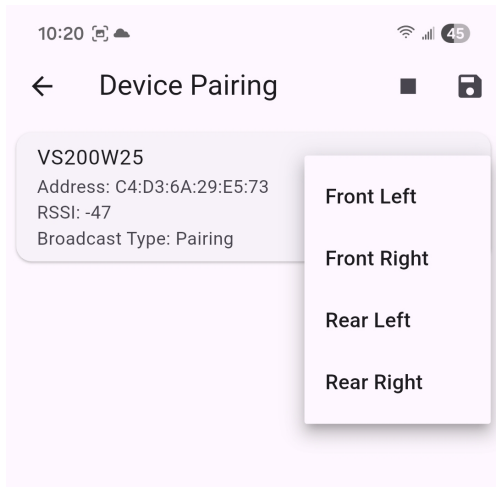


PROFORM® Performance Products

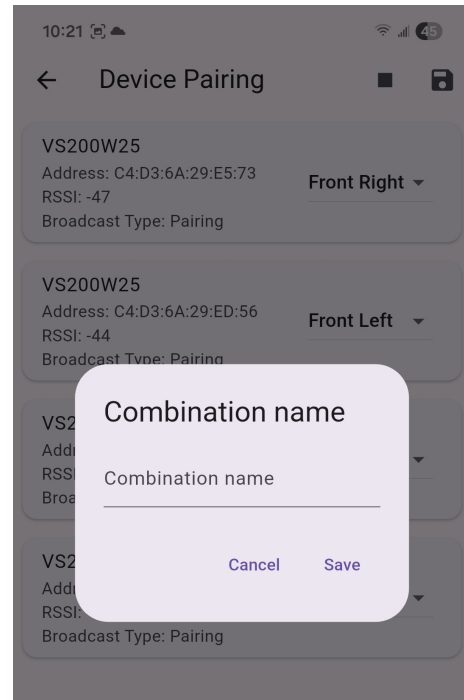
3. Activate each pad by inserting a paperclip into the access hole and pressing the internal button once.



4. When the pad registers, assign its location by **pressing the small triangle icon** to access this menu.



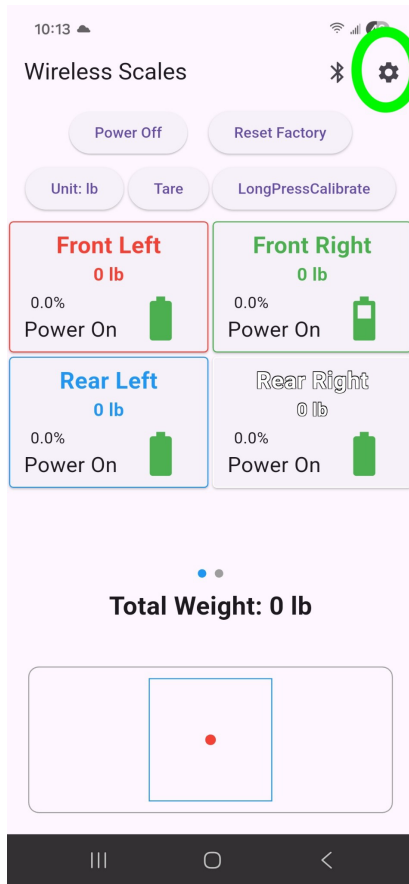
5. Repeat steps 3 and 4 on the remaining 3 pads. After assigning all four pads, enter a scale name and press Save.



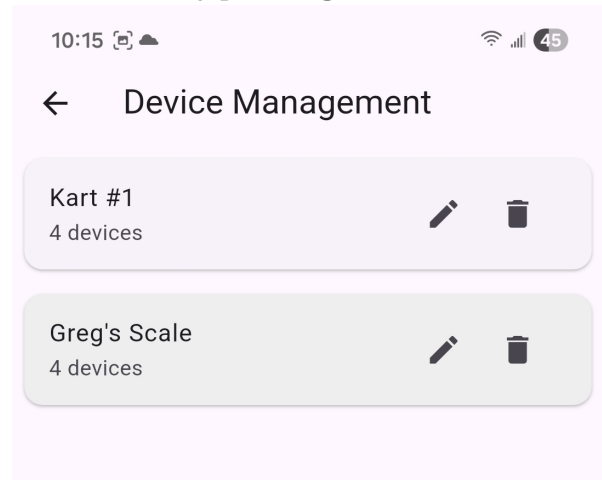
PROFORM® Performance Products

OPERATING THE SCALE

6. Go to Step 8 if you only have one scale system registered with the app. Enter Device Management from the gear icon.



7. Select your scale and return to the home screen by pressing the left arrow.



8. Press Power On. Pads will activate sequentially, and lights will flash in the clear plastic area near the circuit board.

Turn off the scale by press “Power Off”



PROFORM® Performance Products

VIEWING DATA

Swipe left on the main screen to view:

- Front / Rear percentage
- Left / Right percentage
- Cross weight values

OTHER FEATURES

1. Use the Tare button to zero the scale
2. Change units from lbs to kgs

ADVANCED FEATURES

1. Reset Factory – visit www.proformparts.com/67640/
2. LongPressCalibrate - visit www.proformparts.com/67640/

TECHNICAL SUPPORT

Phone: (586) 774-2500

Email: tech@proformparts.com

Hours: 9:00 a.m. – 5:00 p.m. EST

Specialty Auto Parts U.S.A., Inc.

26708 Groesbeck Hwy | Warren, MI 48089

© 2026 Specialty Auto Parts U.S.A., Inc. All Rights Reserved.

Scan this QR code and watch a quick video on how to pair the scale to the app



Or type this URL in: <https://bit.ly/wireless-vehicle-scales-app>